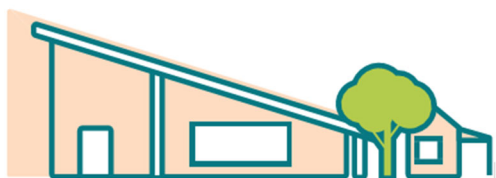




# MITCHAM PRIMARY SCHOOL

EST·1847



2024 annual report to the Community

## Mitcham Primary School

Mitcham Primary School number: 0270

Partnership: Mitcham Plains



School principal:

Scott Greenshields

Date of endorsement:

18/02/2025



Government  
of South Australia  
Department for Education



# Context Statement

Mitcham Primary School caters for students from R-6. At the time of this report, the enrolment in 2024 is 644. Mitcham Primary School is classified as Category 7 on the Department for Education Index of Educational Disadvantage. At the time of this report, the school population includes 1% Aboriginal students, 2% students with disabilities, 9% students with English as an additional language or dialect (EALD) funded background. Further information about the school is available on the school's website (including its context statement), as well as the My School website.

Data Source: Department for Education data holdings from Mid census captured in AUGUST 2024.

## Governing Council Report

As we reflect on another year at Mitcham Primary School, we are filled with pride and gratitude for the memorable experience 2024 has been for the school and our community.

One of our 2024 highlights was the official opening of our new MPS Gymnasium. This momentous occasion was made even more special by the presence of many esteemed guests, including Blair Boyer, Minister for Education, who delivered a moving address. The gym provides our students with state-of-the-art resources for physical education and a wide range of extracurricular activities, whilst also being a space that fosters our strong sense of community, connection and school spirit - allowing the students, staff and wider MPS community to come together in one innovative location.

Our gym was home to many gatherings, like assemblies, school discos and our 'Welcome to The Jungle' themed Quiz Night, which raised over \$20,000. The success of this event was a result of the dedication and hard work of our fundraising team, leadership, volunteers, staff and the unwavering support of parents and families. These funds will directly benefit the students, contributing to new and exciting play equipment to be installed near the Kurakka building.

Throughout the year, we were fortunate to experience a wide range of exciting whole school events that brought our community together. From the bright and energetic Colour Run to our busy and engaging Open Night, which showcased the vibrancy and enthusiasm that make MPS so special. Our Sports Day was another highlight, fostering teamwork, friendly competition, and school spirit. Our annual Family Night provided a wonderful opportunity for families to come together at the end of the year and celebrate the unique sense of connection that defines Mitcham Primary, whilst watching some absolutely amazing performances by students and staff!

2024 was the first year we welcomed our Mid-Year Reception intake. Their arrival was joyful, smooth and a testament to the hard work of all the staff at MPS, and the bravery of our new parents too! We are excited to see these pioneering students become an integral part of the Mitcham Primary family and look forward to the memories and experiences they will create in the years to come.

And as we welcome one cohort, we farewell another. A big congratulations to our Year 6 students of 2024, for their hard work, perseverance, and leadership. As they prepare to transition to secondary school, we celebrate their growth, accomplishments, and the wonderful contributions they have made to our school community. We wish them all the best in their future endeavours and know they will continue to thrive!

This year also brought bittersweet farewells to some members of our staff. We said goodbye to Mrs. Judd, our long-serving and much-loved Performing Arts teacher. Her passion for music and the arts has left an indelible mark on our students and the school community. Her dedication and warmth will be deeply missed, and we extend our heartfelt thanks for her years of service.

The success and positivity surrounding our 2024 at MPS would not have been possible without the collective effort of our entire school community. We extend a huge thank you to the leadership, teachers, Governing Council, subcommittees and of course, our wonderful students and families. The sense of connection, community, and collaboration that thrives within Mitcham Primary School makes it such a unique and engaging place to be. We look forward to another year of great accomplishments and community spirit in 2025!

**Lauren Khabbaz**

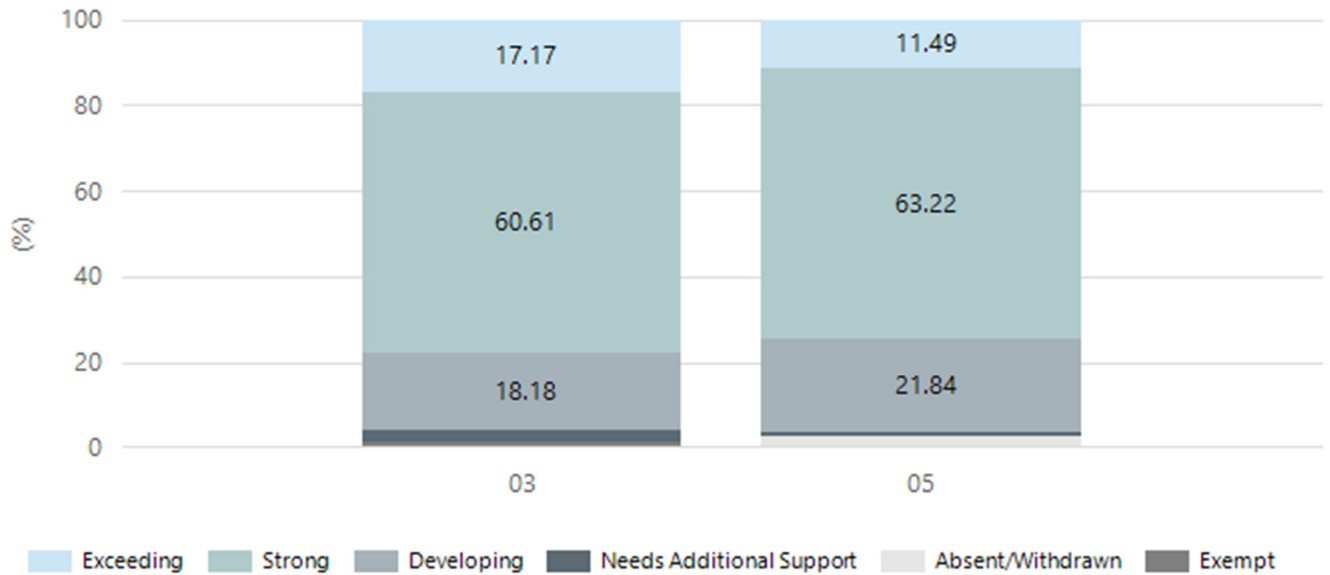
**Chair, MPS Governing Council**

# Performance Summary

## NAPLAN Proficiency

In 2023 the Australian Curriculum, Assessment and Reporting Authority (ACARA) - a Commonwealth Independent statutory authority - announced changes to NAPLAN performance reporting. The new approach replaces the previous numerical NAPLAN bands and the national minimum standard.

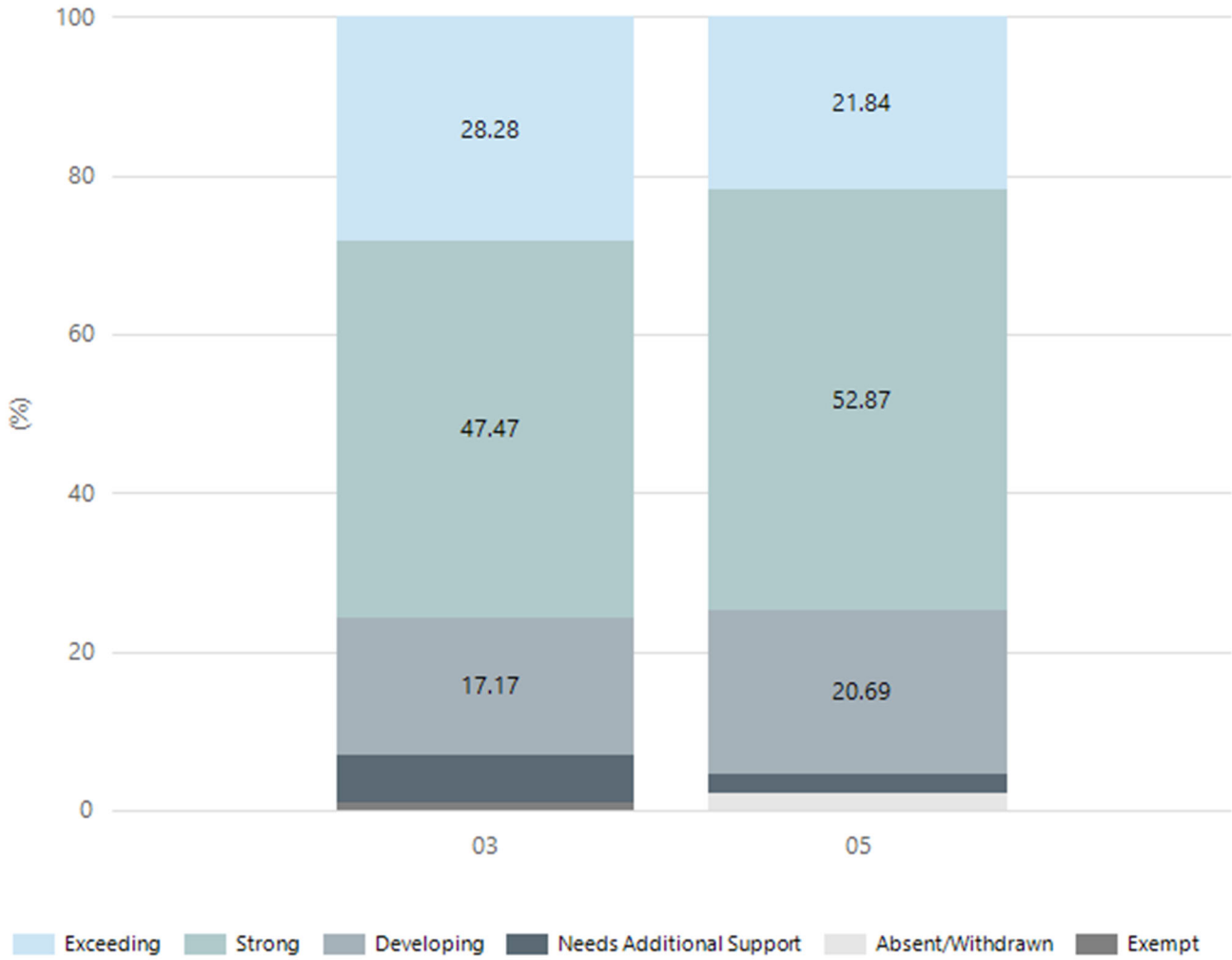
### Numeracy



Year Level	03	05
Exceeding	17	10
Strong	60	55
Developing	18	19
Needs Additional Support	3	1
Absent/Withdrawn		2
Exempt	1	
Total	99	87

Data Source: Department for Education Assessment Data Holdings, 2024. If there are less than 6 students who sat NAPLAN in a school, no information will be shown. If a year level has less than 6 students, that year level will not be shown in NAPLAN results.

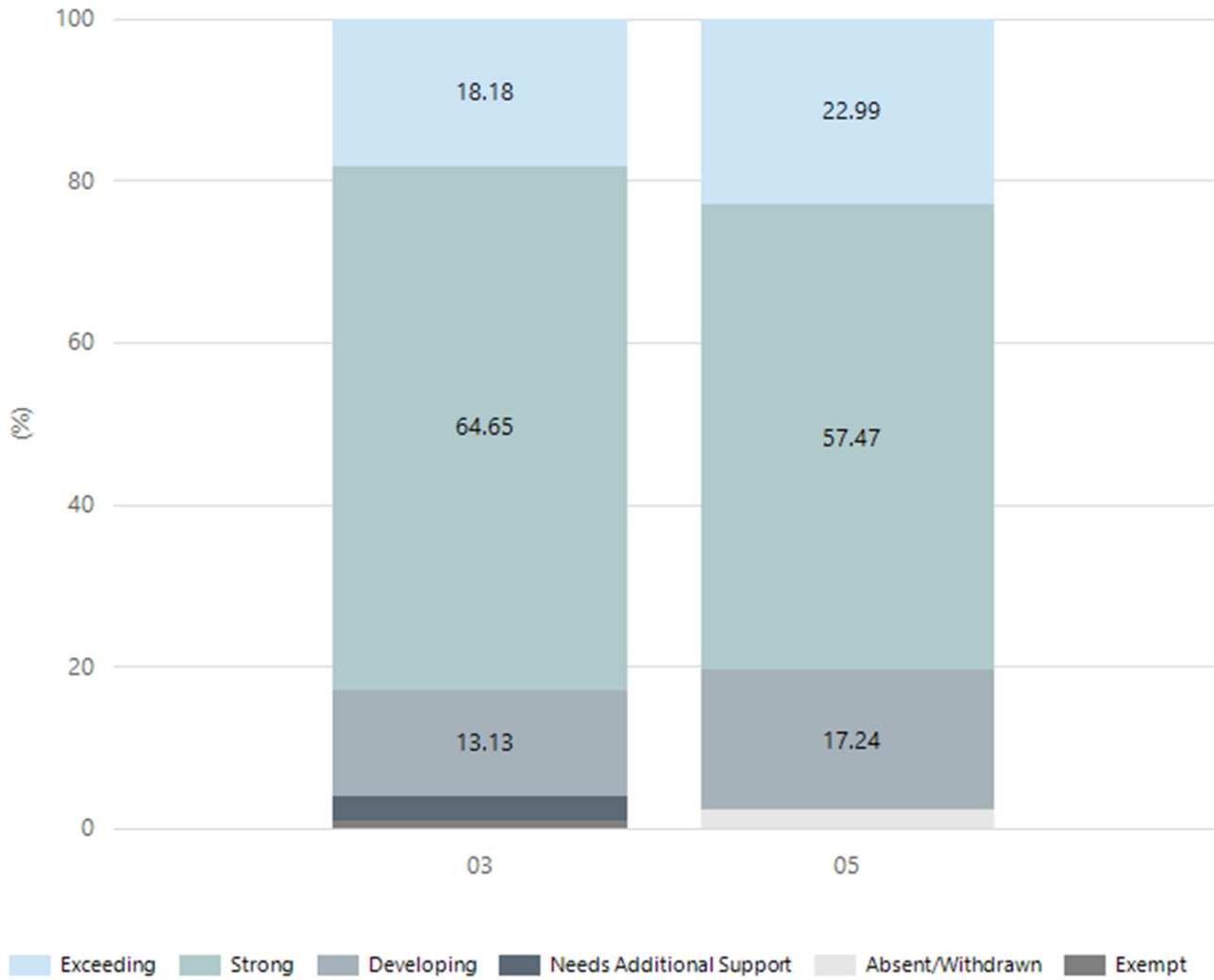
## Reading



Year Level	03	05
Exceeding	28	19
Strong	47	46
Developing	17	18
Needs Additional Support	6	2
Absent/Withdrawn		2
Exempt	1	
Total	99	87

Data Source: Department for Education Assessment Data Holdings, 2024. If there are less than 6 students who sat NAPLAN in a school, no information will be shown. If a year level has less than 6 students, that year level will not be shown in NAPLAN results.

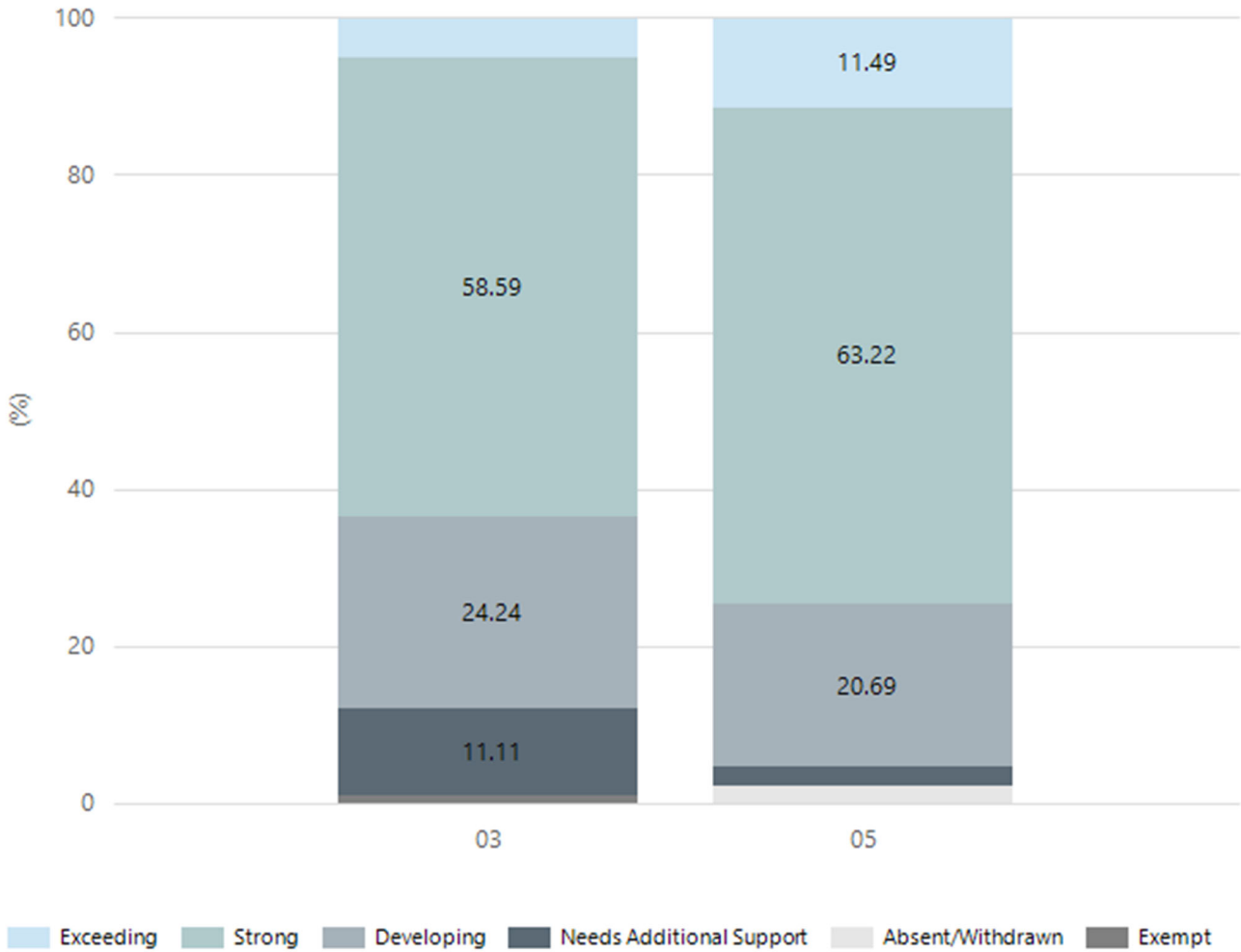
## Writing



Year Level	03	05
Exceeding	18	20
Strong	64	50
Developing	13	15
Needs Additional Support	3	
Absent/Withdrawn		2
Exempt	1	
Total	99	87

Data Source: Department for Education Assessment Data Holdings, 2024. If there are less than 6 students who sat NAPLAN in a school, no information will be shown. If a year level has less than 6 students, that year level will not be shown in NAPLAN results.

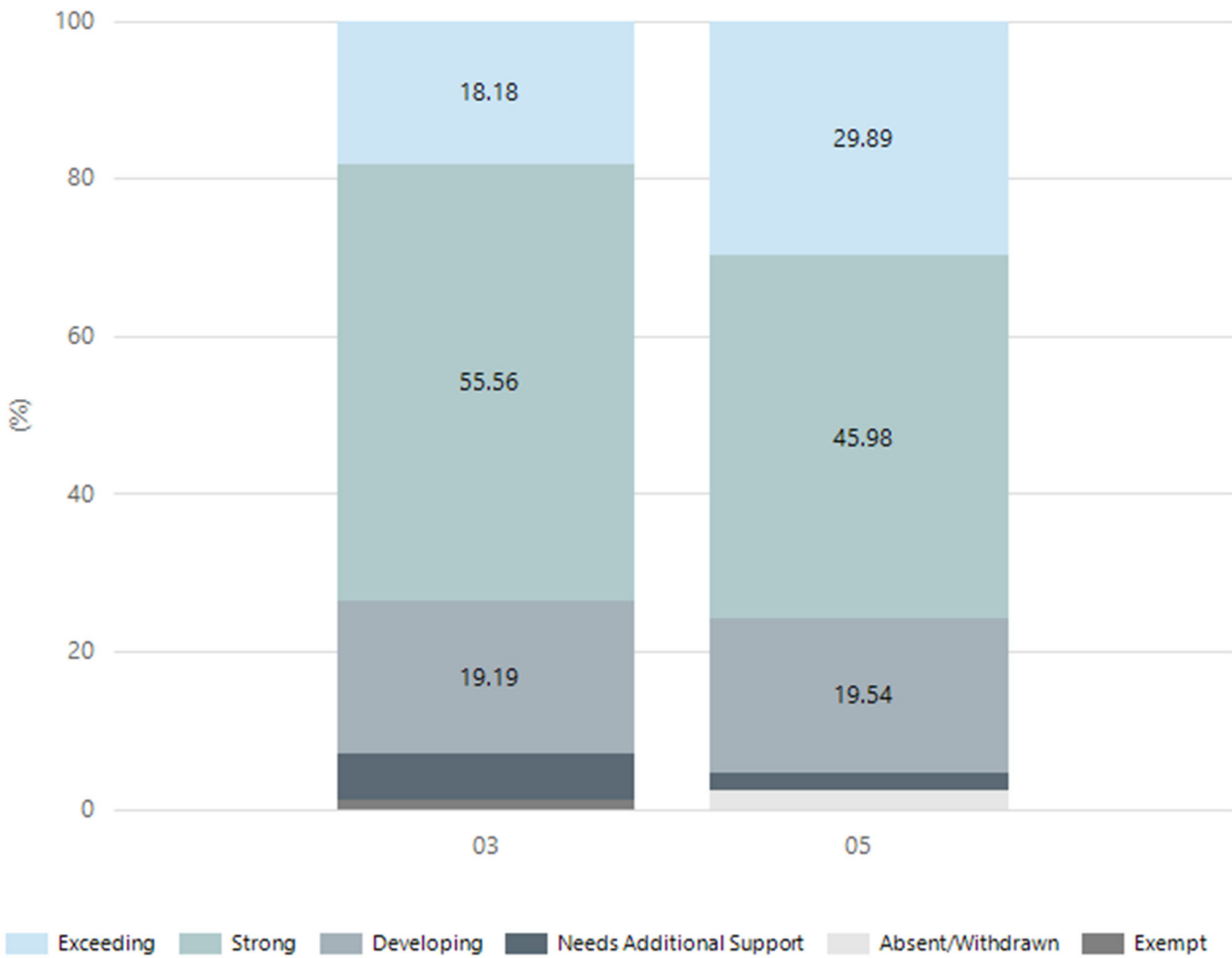
## Grammar



Year Level	03	05
Exceeding	5	10
Strong	58	55
Developing	24	18
Needs Additional Support	11	2
Absent/Withdrawn		2
Exempt	1	
Total	99	87

Data Source: Department for Education Assessment Data Holdings, 2024. If there are less than 6 students who sat NAPLAN in a school, no information will be shown. If a year level has less than 6 students, that year level will not be shown in NAPLAN results.

## Spelling



Year Level	03	05
Exceeding	18	26
Strong	55	40
Developing	19	17
Needs Additional Support	6	2
Absent/Withdrawn		2
Exempt	1	
Total	99	87

Data Source: Department for Education Assessment Data Holdings, 2024. If there are less than 6 students who sat NAPLAN in a school, no information will be shown. If a year level has less than 6 students, that year level will not be shown in NAPLAN results.



## School Attendance

Year Level	2022	2023	2024
Reception	87.6%	91.7%	92.5%
Year 01	89.5%	93.7%	93.3%
Year 02	87.8%	92.9%	93.4%
Year 03	91.6%	90.9%	93.4%
Year 04	90.2%	93.8%	89.3%
Year 05	90.9%	91.7%	92.1%
Year 06	90.2%	92.4%	92.1%
Total	89.7%	92.5%	92.4%

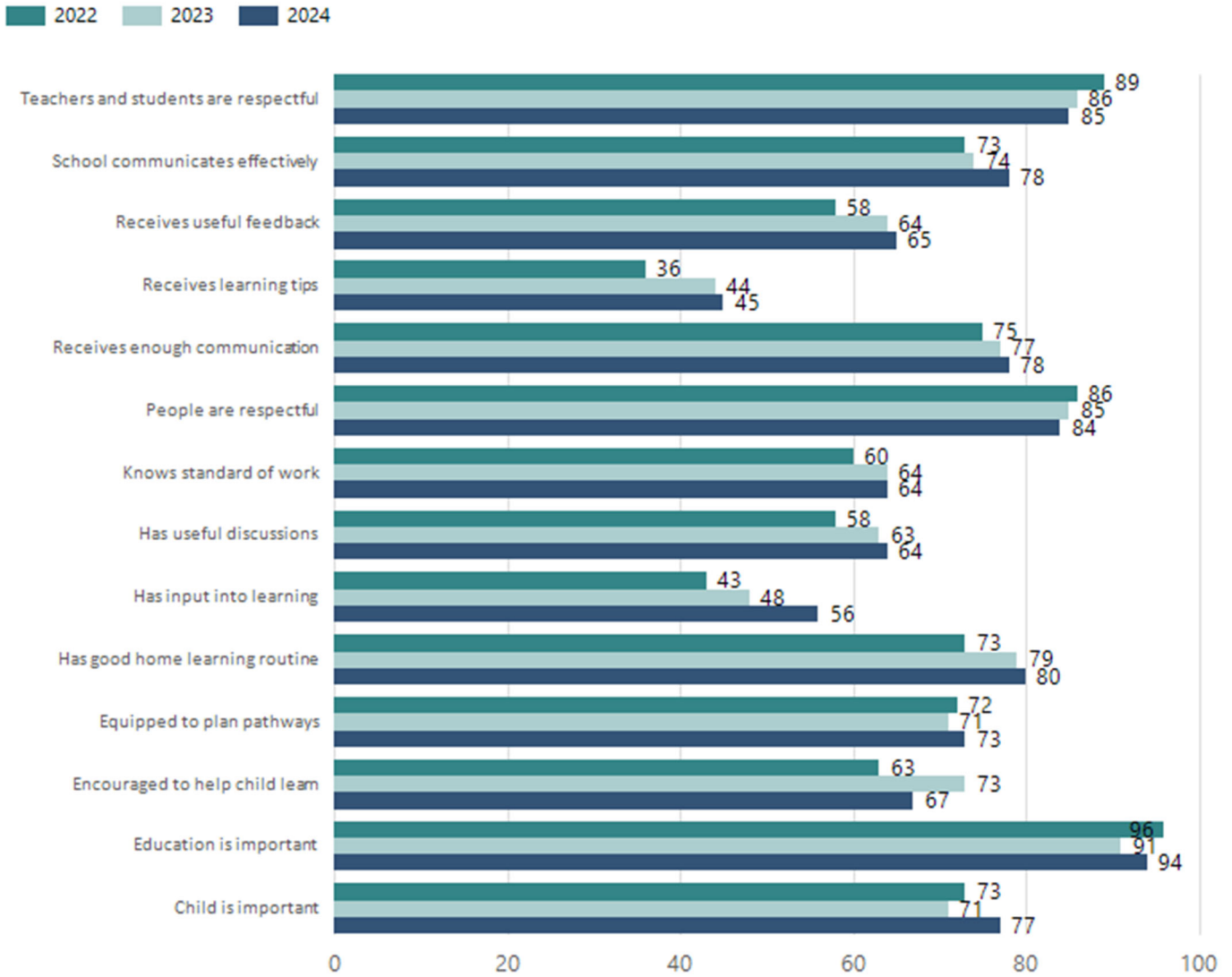
Data Source: Department for Education Attendance Data, Semester 1 Report 2024. A blank cell indicates there were no students enrolled. 'Primary Other' includes students enrolled in specialised education options. 'Secondary Other' includes students who have already spent a year at Year 12 and elected to undertake further study at Year 12.

## Attendance Comment

In South Australia, all children and young people must be in school from 6 years to 16 years old. They must attend a government or non-government school full time. From age 16 to 17 however, young people must attend school or an approved learning program (such as an apprenticeship, traineeship, accredited course or university). Schools and parents must encourage and support students to come to school every day. Parents and caregivers must make sure their child is enrolled in a school, and attends school all day and everyday it is open, unless a child is sick or has an approved exemption. Teachers and leaders actively follow up when a student misses school, including recording all absences and non-attendance. All schools in South Australia have local attendance procedures governed under the Education and Children's Services Regulations 2020.

# School Parent Opinion Survey Results

Proportion of agree/strongly agree response(%)



Data Source: 2024 Department for Education Parent Opinions Survey, Term 3 2024.

## Intended Destination

Leave Reason	Number	%
NG - ATTENDING NON-GOV SCHOOL IN SA	3	60.0%
QL - LEFT SA FOR QLD	1	20.0%
TG - TRANSFERRED TO SA GOVERNMENT SCHOOL	1	20.0%

Data Source: Department for Education Destination Data Report, 2024. Data extract term 3 2024. Data shows recorded destinations for students that left the school in the previous year. Data is uploaded by schools in term 3 and may not reflect final or total figures at time of report creation.

# Highest Qualifications held by the teaching workforce and workforce composition

All teachers at this school are qualified and registered with the SA Teachers Registration Board.

Qualification Level	Number of Qualifications
Bachelor's degrees or Diplomas	28
Postgraduate Qualifications	11

Data Source: Data extracted from Mandatory Workforce Information Collections as on the last pay date of June 2024. As self-reported by staff in the system.

Please note: Data includes staff who are Actively employed and on extended paid leave. Please note only the highest qualification of the Teaching staff is reported. Excludes any number of other certifications earned.

## Workforce composition including indigenous staff

	Non-Teaching Staff		Teaching Staff	
	Indigenous	Non-Indigenous	Indigenous	Non-Indigenous
Full-Time Equivalents	0.0	12.4	1.0	35.9
Persons	0.0	16.0	1.0	38.0

Data Source: Data extracted from Mandatory Workforce Information Collection as on the last pay date of June 2024.

Please note: Data includes staff who are actively employed and on extended paid leave. "Indigenous category" is self-reported by staff in the system.

## Financial Statement

Funding Source	Amount
Grants: State	\$6,028,406.93
Grants: Commonwealth	\$8,864.98
Parent Contributions	\$511,115.02
Fund Raising	\$43,346.37
Other	\$215,444.36

Data Source: School supplied data.